

All dimensions to be verified on site. Figured dimensions to take precedent to those scaled. Any areas indicated on the drawing are for guidance only, no responsibility is taken for their accuracy.
 The drawing is the property of Applied Landscape Design Limited. Copyright is reserved by them and the drawing is issued on the condition that it is not copied, reproduced, retained or disclosed to any unauthorised person, either wholly or in part without the written consent in writing of Applied Landscapes.

© 2020 Applied Landscape Design Limited. All rights reserved.

CDM/H&S
 The works illustrated on this drawing have been reviewed against the Design CDM Risk Register and significant risks are noted as:
Construction:
 • Risks normally associated with cutting
 • Heavy materials
 • Hazardous substances (Resin)
Maintenance:
 • Slip hazard during watering
Demolition:
 • No significant risk other than those normally associated with work of this type.

NOTES / KEY:



REFERENCE DRAWINGS/DOCUMENTS

REVISIONS

no.	issued	date
P04	Changes to boundaries, lampposts, visibility splays	04.02.2020
P03	Comments from BVT and Jessups	23.01.2020
P02	COORDINATION	15.01.2020
P01	COORDINATION	12.01.2020

CLIENT:

BOURNVILLE VILLAGE TRUST

LANDSCAPE ARCHITECT:



The Threshing Barn, Bignell Park Barns,
 Chesterton, Nr. Bicester, Oxfordshire OX26 1TD
 Tel: 01869 249776 Fax: 01869 327513
 Email: mail@appliedlandscape.co.uk

PROJECT:

**LIGHTMOOR VILLAGE
 THE WOODLANDS**

DRAWING TITLE:

LANDSCAPE MASTERPLAN

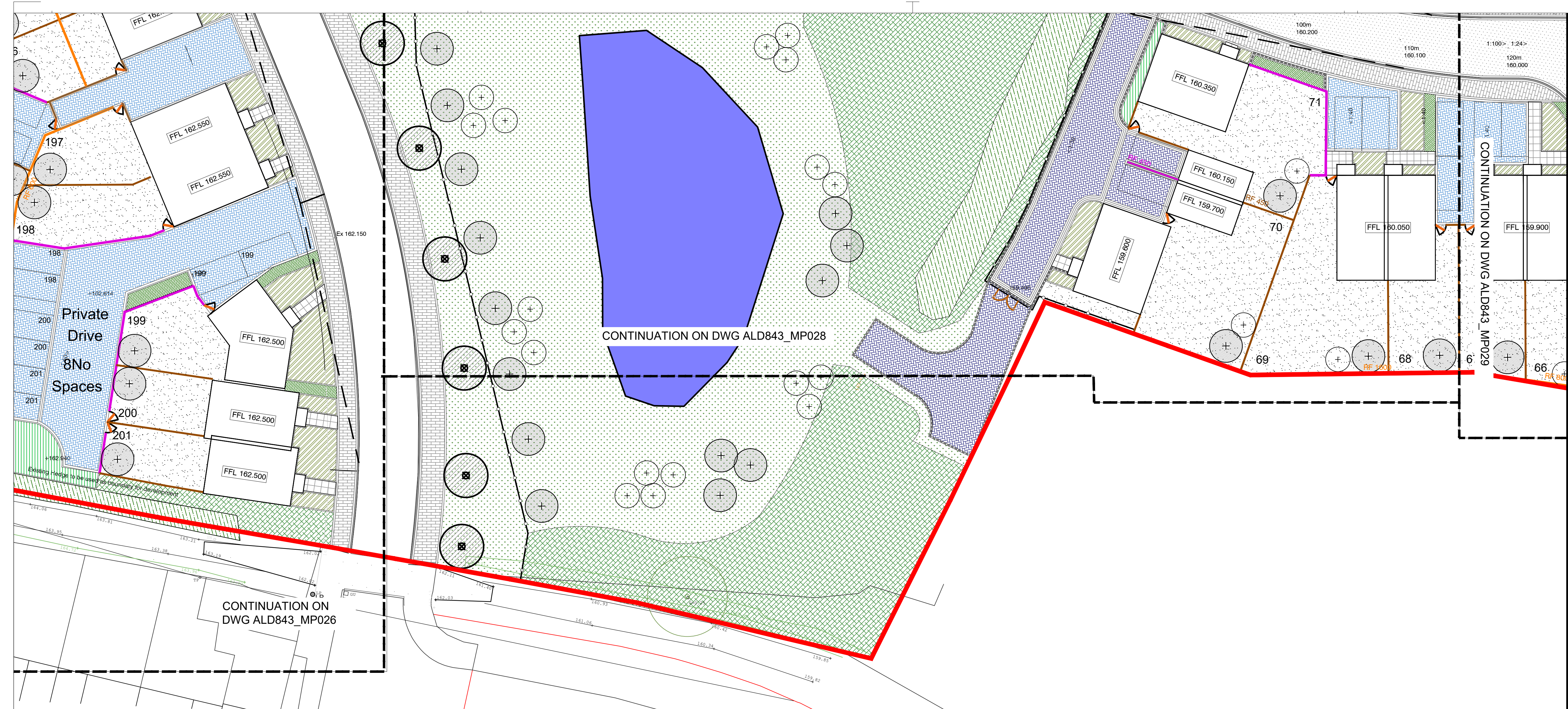
SHEET 10 OF 10

drawn: AF checked: CB
 scale: 1:200@A1 date: 12.01.2020

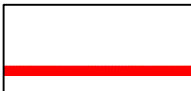
status: PLANNING xref file ref: ALD843_MPbase

PROJECT NO. 843/19 DRAWING NUMBER: MP030 REVISION: P04


ORIGINAL A1 SIZE SHEET




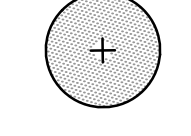
KEY

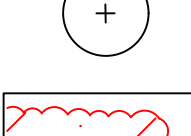
SITE BOUNDARY
 SITE BOUNDARY

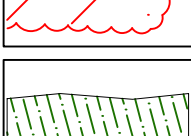
SOFT LANDSCAPE

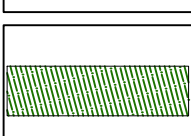
 **EXISTING TREE**
To be retained

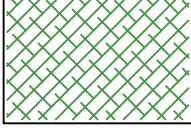
 **SEMI-MATURE TREES**
20-25cm girth, minimum height 5m.


 **EXTRA HEAVY STANDARD TREES**
18-20cm girth, minimum height 4.5m.


 **MULTISTEM / FEATHERED TREES**
2.5 - 3m min. Height.

 **EXISTING HEDGEROW and Fence.** To be removed

 **EXISTING HEDGEROW**
To be retained & protected where possible, otherwise to be reinstated as 'Thicket Mix Planting' Specification

 **PROPOSED NATIVE HEDGEROW**

 **THICKET MIX PLANTING**
Native UK Species

 **CAR PARK / DRIVEWAY PLANTING**
Structural Shrubs

MEWS / COURTYARD PLANTING
Ornamental Shrubs, Herbaceous & Grasses

GARDEN PLANTING
Ornamental Shrubs, Herbaceous, Perennials & Bulbs

AMENITY LAWN

WILDFLOWER RICH GRASS VERGE

HARD LANDSCAPE

PRINCIPLE STREET KERB
125mm Upstand. 145mm Wide
Flush Kerb. 145mm Wide
Spec to be agreed by Highways Authority

CONCRETE BLOCK KERB
100mm Upstand. 160mm Wide
Specification to be agreed by Highways Authority

ROAD SURFACE
Surface to engineer's details
1 course edging to road. Concrete blocks laid end to end.

PUBLIC COURTYARD
Concrete Block Permeable Paving - In Herringbone Pattern
- Natural Multi Colour Mix
- Edging / Delineation of Parking Bays: 3 courses stacked end to end - contrasting colour

MEWS
Concrete Block Permeable Paving - In Herringbone Pattern
- Red Charcoal Multi Colour
- Edging / Delineation of Parking Bays: 3 courses stacked end to end - contrasting colour

PRIVATE DRIVE / COURTYARD
Concrete Block Permeable Paving - Herringbone Pattern - Colour: Grey / Charcoal
- Edging / Delineation of Parking Bays: 1 course stacked end to end - contrasting colour

FOOTPATH
Concrete Block Paving - Random Running Bond
- Edging: 1 course stacked end to end - same colour

2.1m BRICK WALL
With timber gate
To engineer's design and specification. Some act also as retaining walls

FEATHERBOARD FENCE & RETAINING WALL
1.8m high featherboard fencing, on top of taller brick retaining walls.
Matching wooden gates

FEATHERBOARD FENCE
1.8m high featherboard fence. Some fences have gravel boards to the base and act as minor retaining walls. All with matching wooden gates

TIMBER POST AND RAIL FENCE
1m high timber post and rail fence

METAL RAILING
1m High Ornamental Fencing

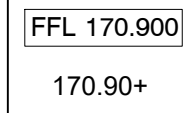
METAL ESTATE RAILING
1.215m High Ornamental Fencing

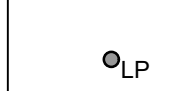
TREE GRILLE
1400mm x 1400mm Voss Tree
Grid for trees in hard standing

LEVELS
To engineer's design and specification

VISIBILITY SPLAYS
To engineer's details. If planting sits within a visibility splay it is to be a maximum of 500mm high and trees to have a 2.2m clear stem.

EXISTING LAMP POSTS
Location as per topographic surveys

 FFL 170.900

 LP